

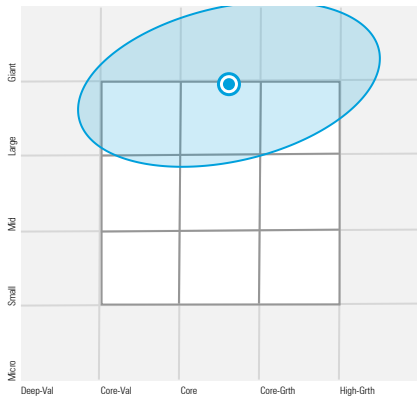
Applied Finance Valuation LgCp ETF - VSLU

Q1 2024

Morningstar Medalist Rating



Holdings Based Style



• Applied Finance Valuation Large Cap ETF

Investment Objective

Long-term Capital Appreciation

Fund Statistics

Ticker	VSLU
Morningstar Category	Large Blend
Inception Date	4/29/2021
# of Stock Holdings	308
Fund Size (\$Mil)	110.78
Turnover	23.01%
Average Market Cap (\$Mil)	345,644
Expense Ratio	0.49

Relative Statistics vs Benchmark

As of Date: 3/31/2024 Calculation Benchmark: Morningstar US LM TR USD

	Since Inception
Up Capture Ratio	100.87
Down Capture Ratio	94.51

Portfolio Managers

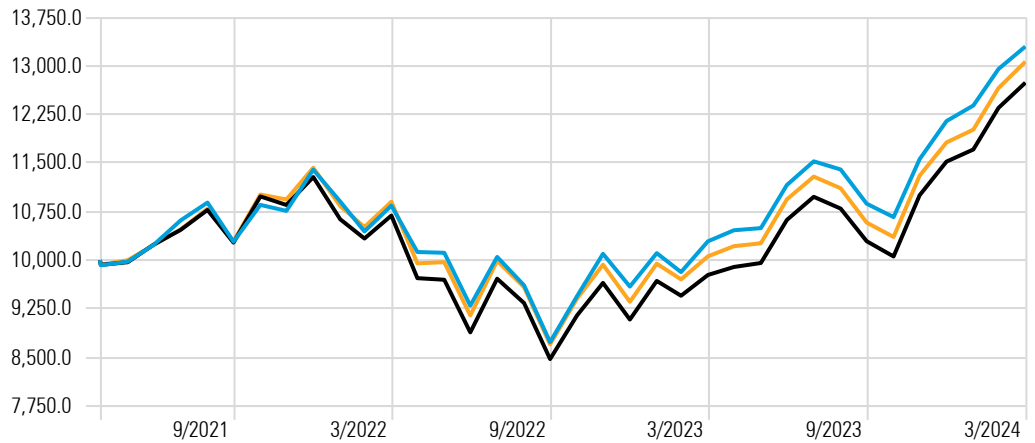
- Paul Blinn since 4/29/2021
- Rafael Resendes since 4/29/2021
- Michael J. Venuto since 4/29/2021
- Charles A. Ragauss since 4/29/2021

Investment Strategy

The investment seeks long-term capital appreciation. Under normal circumstances, the fund will invest at least 80% of its net assets in equity securities of large cap companies. The Adviser defines large cap companies as companies with market capitalizations of \$5 billion or more, measured at the time of purchase. It may also invest in small and mid-cap companies, convertible securities, preferred stocks, rights and warrants. The fund is non-diversified.

Investment Growth of \$10,000 Since Inception

Time Period: 4/29/2021 to 3/31/2024



— Valuation Large Cap ETF — Morningstar US LM TR USD — S&P 500

Trailing Returns

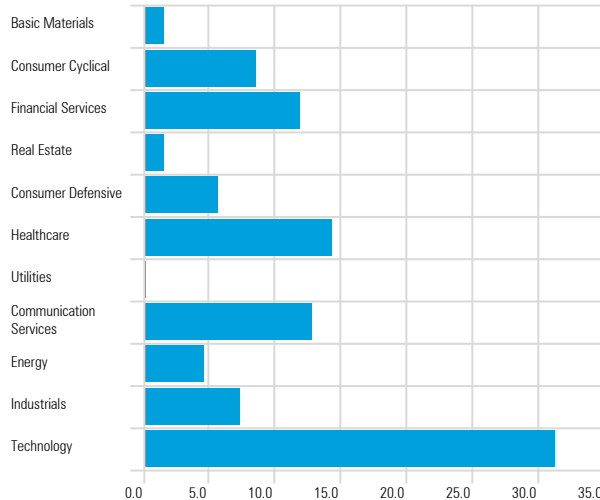
As of Date: 3/31/2024

	YTD	1 Year	Inception
Total Return % (Price)	9.62	29.52	10.31
Total Return % (NAV)	9.49	29.23	10.25
Morningstar US LM TR USD	10.58	30.39	8.64
S&P 500	10.56	29.88	9.58

The performance data quoted represents past performance and does not guarantee future results. The investment return and principal value of an investment will fluctuate; thus an investor's shares, when redeemed, may be worth more or less than their original cost. Current performance may be lower or higher than return data quoted herein. To obtain the Fund's performance current to the most recent month end, please call 800 628 4077

Sector Exposure

■ Applied Finance Valuation LgCp ETF



Top Holdings

Portfolio Date: 3/29/2024

	Weighting %
Microsoft Corp	7.60
Apple Inc	5.71
Meta Platforms Inc Class A	5.26
Alphabet Inc Class A	5.08
Broadcom Inc	4.21
Mastercard Inc Class A	4.12
Visa Inc Class A	2.71
The Home Depot Inc	2.64
AbbVie Inc	1.97
Johnson & Johnson	1.60

Sources: Morningstar and eVestment

Investors should consider the investment objectives, risks, charges and expenses of the Fund carefully before investing. This and other information is contained in the Fund's prospectus and summary prospectus, which may be obtained online or by calling 1-800-673-0550. Please read and carefully consider the prospectus before investing. Distributed by Foreside Fund Services, LLC. Member FINRA/SIPC.

Information About Risk: **Equity Securities Risk.** Since the Valuation Large Cap ETF invests in equity securities, it is subject to the risk that stock prices will fall over short or extended periods of time. Historically, the equity markets have moved in cycles, and the value of the Valuation Large Cap ETF's equity securities may fluctuate from day to day. Individual companies may report poor results or be negatively affected by industry and/or economic trends and developments. The prices of securities issued by such companies may suffer a decline in response. These factors contribute to price volatility, which is a principal risk of investing in the Valuation Large Cap ETF. **Market Risk.** The value of securities in the Valuation Large Cap ETF's portfolio will fluctuate and, as a result, the Valuation Large Cap ETF's share price may decline suddenly or over a sustained period. The equity securities purchased by the Valuation Large Cap ETF may involve large price swings and potential for loss. **Management Risk.** The strategies used by the Adviser may fail to produce the intended result. **Large Cap Risk.** Larger, more established companies may be unable to attain the high growth rates of successful, smaller companies during periods of economic expansion. **Risks of Investment Selection and Asset Allocation.** The Valuation Large Cap ETF's investment success depends on the skill of the Adviser in evaluating, selecting and monitoring the portfolio assets. If the Adviser's conclusions about growth rates or securities values are incorrect, the Valuation Large Cap ETF may not perform as anticipated.

© 2024 Morningstar, Inc. All rights reserved. The Morningstar information contained herein: (1) is proprietary to Morningstar (2) may not be copied or distributed; and (3) is not warranted to be accurate, complete or timely. Neither Morningstar nor its content providers are responsible for any damages or losses arising from any use of this information. Past performance is no guarantee of future results. **The Morningstar Rating™** for funds, or "star rating", is calculated for managed products (including mutual funds, variable annuity and variable life subaccounts, exchange-traded funds, closed-end funds, and separate accounts) with at least a three-year history. Exchange-traded funds and open-ended mutual funds are considered a single population for comparative purposes. It is calculated based on a Morningstar Risk-Adjusted Return measure that accounts for variation in a managed product's monthly excess performance, placing more emphasis on downward variations and rewarding consistent performance. The top 10% of products in each product category receive 5 stars, the next 22.5% receive 4 stars, the next 35% receive 3 stars, the next 22.5% receive 2 stars, and the bottom 10% receive 1 star. The Overall Morningstar Rating for a managed product is derived from a weighted average of the performance figures associated with its three-, five-, and 10-year (if applicable) Morningstar Rating metrics. The weights are: 100% three year rating for 36-59 months of total returns, 60% five-year rating/40% three-year rating for 60-119 months of total returns, and 50% 10-year rating/30% five-year rating/20% three-year rating for 120 or more months of total returns. While the 10-year overall star rating formula seems to give the most weight to the 10-year period, the most recent three-year period actually has the greatest impact because it is included in all three rating periods. ©Morningstar Rating is for the VSLU share class only; other classes may have different performance characteristics.

Key Definitions:

Index - Morningstar Large-Mid Cap - The index provides a comprehensive depiction of the performance and fundamental characteristics of the Large-Mid Cap segment of U.S. equity markets. **Index - S&P 500** - A market capitalization-weighted index of 500 widely held stocks often used as a proxy for the stock market. **TR** indicates "Total Return". **Upside Capture Ratio** - measures a manager's performance in up markets relative to the market (benchmark) itself. It is calculated by taking the security's upside capture return and dividing it by the benchmark's upside capture return. **Downside Capture Ratio** - Downside Capture Ratio measures manager's performance in down markets. A down-market is defined as those periods (months or quarters) in which market return is less than 0. In essence, it tells you what percentage of the down-market was captured by the manager.